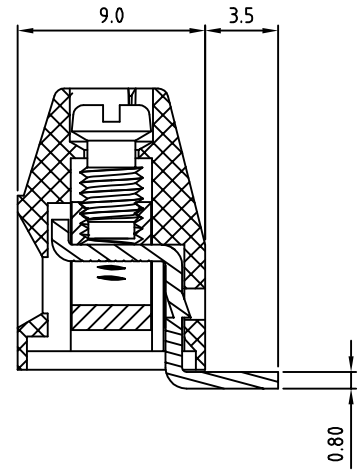
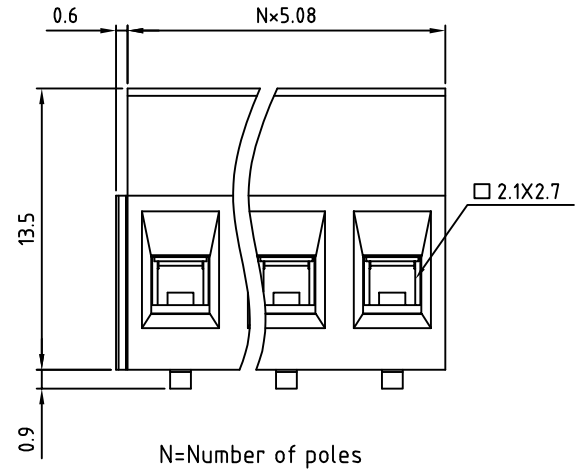
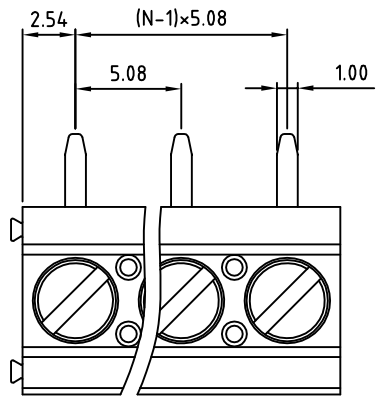
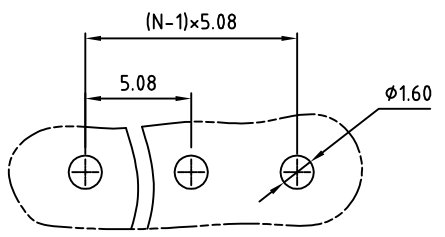


SIGN	DATE	DESCRIPTION	APPROVER
		THIS IS CAD DRAWING, DO NOT REVISE MANUALLY!!!	



P.C.B LAYOUT



- Material**
- Terminal body
 - (metal housing): Brass(CuZn)
 - Terminal screw: Steel Zinc plating "-" slot type
 - Contacts: Brass
 - Surface of solder tail: Tin plated
 - Insulator (housing): Thermoplastic (UL94V-0)
- Electrical** cULus/ FIMKO
- Voltage rating: 300VAC / 300VAC
 - Current rating: 16A / 17.5A
 - Wire range: 0.5-1.5mm²
Solid wire(AWG): 12-28
Stranded wire(AWG): 12-28
 - Torque: 3.5Lb-in / 0.4N.m
 - Screw: M3
 - Wire strip length: 6-7mm
 - Withstanding Voltage: 1.6KV / 2.5KV
 - Operating temperature: -30°C to +105°C
 - Soldering temperature: 250°C±10°C/5 Sec
 - Safety Approval: cULus (FI)

RoHS Compliant

PART NUMBER:
OSTVIXX2150

No. of Poles	COLOR:
02: 2 Poles	0: Black
03: 3 Poles	5: Green (Standard)
... ..	6: Blue
24: 24 Poles	8: Grey

THESE DRAWINGS AND SPECIFICATIONS ARE THE PROPERTY OF ON-SHORE TECHNOLOGY, INC. AND SHALL NOT BE REPRODUCED, COPIED OR USED IN ANY MANNER WITHOUT THE PRIOR WRITTEN CONSENT OF ON-SHORE TECHNOLOGY, INC.



TITLE		OSTVI 5.08 SERIES 90° wire inlet				
PART NO.	OSTVIXX2150	DWG NO.	OSTVIXX2150.DWG			
APPROVED	CHECKED	DESIGNED	DRAWN	CUST NO.	Tolerance	
Shi Jun 2006.10.20	Marvin 2006.10.20	Marvin 2006.10.20	Marvin 2006.10.20		UNIT: mm	X. ±0.50
					SCALE: NONE	X.X ±0.30
					REV: E	X.XX ±0.10
				SHEET: 01/01		X° ±1°